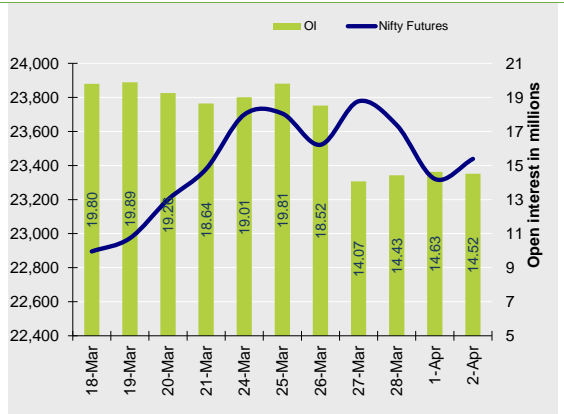


Nifty Snapshot

	Close	Prv Cl.	Ab chg	% chg
Spot	23,332.35	23,165.70	166.65	0.72
Futures	23,438.95	23,321.40	117.55	0.50
OI(ml shr)	14.52	14.63	-0.11	-0.74
Vol (lots)	70783	141008	-70225	-49.80
COC	106.60	155.70	-49.10	-31.5
PCR-OI	0.96	0.76	0.20	25.9

Nifty Futures Price v/s OI



Institutional Activity in previous trading session

(in Rs cr.)	Buy	Sell	Net
Index Futures	2583.82	1920.99	662.83
Index Options	1453724.11	1483446.50	-29722.39
Stock Futures	19029.12	15228.86	3800.26
Stock Options	51497.54	52708.64	-1211.10
FII Cash	12,099.11	13,637.99	-1,538.88
DII Cash	11,761.90	8,953.07	2,808.83

Net FII Activity (in Rs cr.)

Date	Idx Fut	Stk Fut	Idx Opt	Cash
2-Apr	662.8	3800.3	-29722.4	-1539
1-Apr	-2926.6	1128.6	10005.9	-5902
28-Mar	-3116.1	-2337.5	-19547.2	-4353
27-Mar	838.8	2487.7	-19949.0	11111
26-Mar	1329.0	593.2	23146.1	2241
25-Mar	919.8	1843.2	25766.1	5372

Technical Pivot (Intraday):

	S2	S1	PIVOT	R1	R2
NIFTY	23240	23340	23400	23500	23560
BANKNIFTY	50835	51210	51430	51800	52020

(Price is in Rs; OI is in million units; Price chg and OI chg are in percentage) **NB RESEARCH**

Fresh Longs seen in:

Scrip	Price	Price chg	OI	OI Chg
PNBHOUSING	922.2	5.0	1.3	59.2
KALYANKJIL	513.6	12.0	16.2	28.9
HINDZINC	463.6	1.6	1.9	14.1

Short Covering seen in:

Scrip	Price	Price chg	OI	OI Chg
RECLTD	426.9	1.8	57.7	-15.2
MCX	5403.0	2.7	2.3	-14.2
ADANIEN	2380.0	1.5	17.4	-12.3

Fresh Shorts seen in:

Scrip	Price	Price chg	OI	OI Chg
M&MFIN	268.1	-3.3	22.4	13.3
BEL	284.0	-3.3	93.2	8.3
DABUR	497.2	-0.5	19.6	6.9

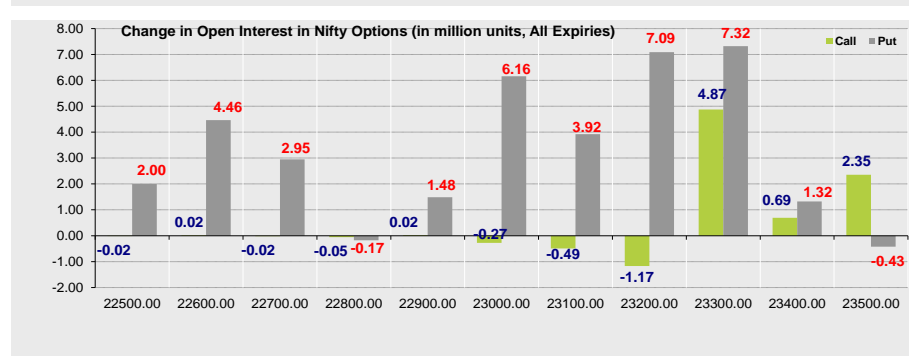
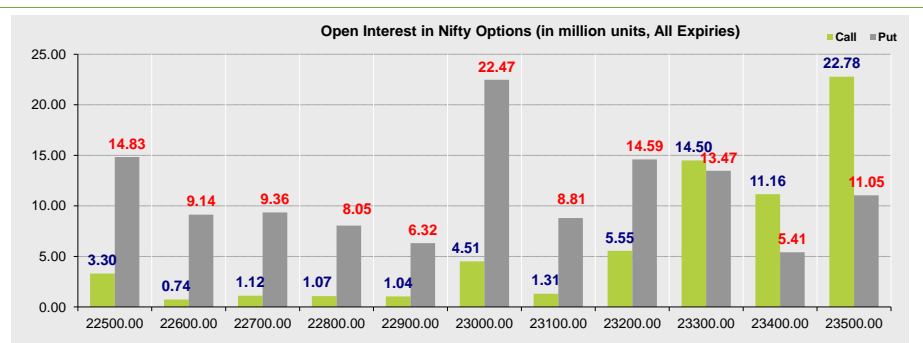
Long Unwinding seen in:

Scrip	Price	Price chg	OI	OI Chg
GAIL	184.6	-1.2	106.2	-2.7
RBLBANK	171.4	-3.1	57.1	-2.0
JIOFIN	230.4	-0.4	138.2	-1.9

Summary

- Indian markets closed on positive note where buying was mainly seen in Realty, FMCG, Pharmaceutical Sectors. Nifty Apr Futures closed at 23438.95 (up 117.55 points) at a premium of 106.60 pts to spot.
- FII's were net sellers in Cash to the tune of 1538.88 Cr and were net buyers in index futures to the tune of 662.83 Cr.
- India VIX decreased by 0.43% to close at 13.72 touching an intraday high of 14.14.

Open Interest in Nifty Options:



- The above second chart shows previous trading day's change in Nifty options where Addition in OI were seen in 23500, 23400, 23300 strike Calls and at 23000, 23100, 23200, 23300 strike Puts indicating market is likely to remain range bound in the near term.
- Highest OI build-up is seen at 23500 strike Calls and 23000 strike Puts, to the tune of 22.78mn and 22.47mn respectively.

Outlook on Nifty:

Index is likely to open on a gap down note today and is likely to remain range bound during the day.

NIFTY50 Options OI (CE OI = Resistance) (PE OI = Support)			
Symbol	Highest CE OI	Highest PE OI	CMP
ADANIEN	2600	2600	2380
ADANIPTS	1200	1200	1202
ASIANPAINT	2400	2300	2312
AXISBANK	1100	1100	1090
BAJAJ-AUTO	8500	8000	8093
BAJAJFINSV	2160	1800	1934
BAJFINANCE	9000	8500	8681
BRITANNIA	5000	4800	5064
CIPLA	1500	1400	1460
COALINDIA	420	450	399
DIVISLAB	6000	5500	5694
DRREDDY	1200	1100	1142
EICHERMOT	5500	5000	5367
GRASIM	2920	2500	2624
HCLTECH	1640	1400	1534
HDFCBANK	1900	1800	1803
HDFCLIFE	700	700	698
HEROMOTOCO	4000	3600	3794
HINDALCO	700	600	665
HINDUNILVR	2300	2100	2243
ICICIBANK	1400	1300	1338
INDUSINDBK	800	600	706
ITC	410	400	410
INFY	1600	1480	1556
IOC	140	125	132

NIFTY50 Options OI (CE OI = Resistance) (PE OI = Support)			
Symbol	Highest CE OI	Highest PE OI	CMP
JIOFIN	250	230	230
JSWSTEEL	1100	1000	1062
KOTAKBANK	2200	2000	2160
LT	3500	3500	3438
LTIM	5000	4000	4515
M&M	2800	2600	2651
MARUTI	12000	11000	11744
NESTLEIND	2300	2000	2215
NTPC	365	360	354
ONGC	260	240	251
POWERGRID	300	320	288
RELIANCE	1300	1300	1256
SBILIFE	1600	1460	1564
SBIN	800	800	778
SUNPHARMA	1740	1600	1722
TATACONSUM	1100	1000	1066
TATAMOTORS	700	670	676
TATASTEEL	160	150	156
TCS	3700	3300	3559
TECHM	1500	1400	1427
TITAN	3100	3100	3110
ULTRACEMCO	12500	11000	11310
UPL	700	600	656
WIPRO	300	240	264
ZOMATO	230	200	212

Derivative Recommendations:

Stock Name	Call (Buy/Sell)	Entry price	Targets	Stop Loss	Duration	Status
PAYTM (Bull Call spread)	Strategy	23	37	13	Positional	Open
NIFTY (Long Straddle)	Buy	620	450	900	Positional	Open
ICICIBANK 1320 PE	Buy	23	35	17	1-2 Days	Open
ICICIGI 1840CE	Buy	50	70	35	1-2 Days	Open

FROM THE EQUITY DERIVATIVE DESK:

NIRAV HARISH CHHEDA
AVP - DERIVATIVES AND TECHNICAL RESEARCH
E-Mail: nirav.chheda@nirmalbang.com
Tel no: 6273-8199/8000

AMIT BHUPTANI
SNR.DERIVATIVES AND TECHNICAL RESEARCH ANALYST
E-Mail: amit.bhuptani@nirmalbang.com
Tel no: 6273-8242/8000

DISCLOSURES

Research Reports that are published by Nirmal Bang Securities Private Limited (hereinafter referred to as "NBSPL") are for private circulation only. NBSPL is a registered Research Analyst under SEBI (Research Analyst) Regulations, 2014 having Registration no. INH000001766. NBSPL is also a registered Stock Broker with National Stock Exchange of India Limited, BSE Limited, Metropolitan Stock Exchange of India Limited, Multi Commodity Exchange of India Limited, National Commodity and Derivative Exchange Limited and Indian Commodity Exchange Limited in cash and Equity and Commodities derivatives segments.

NBSPL has other business divisions with independent research teams separated by Chinese walls, and therefore may, at times, have different or contrary views on stocks and markets.

NBSPL or its associates have not been debarred / suspended by SEBI or any other regulatory authority for accessing / dealing in securities Market. NBSPL, its associates or analyst or his relatives do not hold any financial interest (Except Investment) in the subject company. NBSPL or its associates or Analyst do not have any conflict or material conflict of interest at the time of publication of the research report with the subject company. NBSPL or its associates or Analyst or his relatives may or may not hold beneficial ownership of 1% or more in the subject company at the end of the month immediately preceding the date of publication of this research report.

NBSPL or its associates / analyst has not received any compensation / managed or co-managed public offering of securities of the company covered by Analyst during the past twelve months. NBSPL or its associates have not received any compensation or other benefits from the company covered by Analyst or third party in connection with the research report. Analyst has not served as an officer, director or employee of Subject Company. NBSPL / analyst has not been engaged in market making activity of the subject company.

Analyst Certification: The research analysts and authors of these reports, hereby certify that the views expressed in this research report accurately reflects my/our personal views about the subject securities, issuers, products, sectors or industries. It is also certified that no part of the compensation of the analyst(s) was, is, or will be directly or indirectly related to the inclusion of specific recommendations or views in this research. The analyst(s) principally responsible for the preparation of this research report and has taken reasonable care to achieve and maintain independence and objectivity in making any recommendations.

DISCLAIMER

This report is for the personal information of the authorized recipient and does not construe to be any investment, legal or taxation advice to you. NBSPL is not soliciting any action based upon it. Nothing in this research shall be construed as a solicitation to buy or sell any security or product, or to engage in or refrain from engaging in any such transaction. In preparing this research, we did not take into account the investment objectives, financial situation and particular needs of the reader.

This research has been prepared for the general use of the clients of NBSPL and must not be copied, either in whole or in part, or distributed or redistributed to any other person in any form. If you are not the intended recipient you must not use or disclose the information in this research in any way. Though disseminated to all the customers simultaneously, not all customers may receive this report at the same time. NBSPL will not treat recipients as customers by virtue of their receiving this report. This report is not directed or intended for distribution to or use by any person or entity resident in a state, country or any jurisdiction, where such distribution, publication, availability or use would be contrary to law, regulation or which would subject NBSPL & its group companies to registration or licensing requirements within such jurisdictions.

The report is based on the information obtained from sources believed to be reliable, but we do not make any representation or warranty that it is accurate, complete or up-to-date and it should not be relied upon as such. We accept no obligation to correct or update the information or opinions in it. NBSPL or any of its affiliates or employees shall not be in any way responsible for any loss or damage that may arise to any person from any inadvertent error in the information contained in this report. NBSPL or any of its affiliates or employees do not provide, at any time, any express or implied warranty of any kind, regarding any matter pertaining to this report, including without limitation the implied warranties of merchantability, fitness for a particular purpose, and non-infringement. The recipients of this report should rely on their own investigations.

This information is subject to change without any prior notice. NBSPL reserves its absolute discretion and right to make or refrain from making modifications and alterations to this statement from time to time. Nevertheless, NBSPL is committed to providing independent and transparent recommendations to its clients, and would be happy to provide information in response to specific client queries.

Before making an investment decision on the basis of this research, the reader needs to consider, with or without the assistance of an adviser, whether the advice is appropriate in light of their particular investment needs, objectives and financial circumstances. There are risks involved in securities trading. The price of securities can and does fluctuate, and an individual security may even become valueless. International investors are reminded of the additional risks inherent in international investments, such as currency fluctuations and international stock market or economic conditions, which may adversely affect the value of the investment. Opinions expressed are subject to change without any notice. Neither the company nor the director or the employees of NBSPL accept any liability whatsoever for any direct, indirect, consequential or other loss arising from any use of this research and/or further communication in relation to this research. Here it may be noted that neither NBSPL, nor its directors, employees, agents or representatives shall be liable for any damages whether direct or indirect, incidental, special or consequential including lost revenue or lost profit that may arise from or in connection with the use of the information contained in this report.

Copyright of this document vests exclusively with NBSPL. Our reports are also available on our website www.nirmalbang.com